






Train performance at Brough railway station

How reliable were train services at Brough station recently?

| 4-week period from 22 June to 19 July | Train punctuality at Brough | Trains cancelled at Brough |
|--|--------------------------------|-------------------------------|
|  | 77.5% | 2.7% |
|  | 72.4% | 3.5% |
|  | 74.6% | 0.0% |
| North & East Route: | 78.9% | 2.8% |

What are we doing to improve?

Next three months:

We are working to improve our management of late running services to reduce knock-on impact on other trains

Next year:

Reviewing our timetables and exploring opportunities, where possible, to deliver enhanced reliability

Longer-term:

Completion of the TransPennine Route Upgrade and introduction of new trains

Chris Jackson, Managing Director TransPennine Express

Punctuality is the percentage of trains that arrived within three minutes of the scheduled time.

Cancelled means the percentage of trains that were scheduled to, but didn't, stop at this station. This does not include trains which didn't stop at this station if the decision was made before 22:00 the previous day.